

Vinyl Lettering Application Instructions

Surface Preparation


All surfaces should be considered dirty and cleaned prior to application of vinyls with suitable degreasant. Wipe the surface with a clean, dry lint free cloth.

Temperature Requirements

Air and application surface temperatures should be above 40 degrees F.



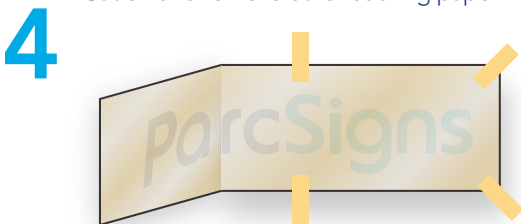
Use masking tape to position lettering



Remove two pieces of tape



Fold back carrying paper
(With lettering attached)
Cut off and remove other backing paper




Carefully rub down lettering to
surface with squeegee



Remove rest of masking tape



Fold back carrying paper
(with lettering attached)
remove other backing paper



Carefully rub down
lettering to surface
with squeegee



Carefully pull back
carrying paper at 180°
(pull back on itself)